


**RICHMOND ROAD CONDOMINIUMS**  
 RICHMOND ROAD BEACHWOOD, OHIO  
 CONDOMINIUM CONCEPTS INC. CLEVELAND, OHIO

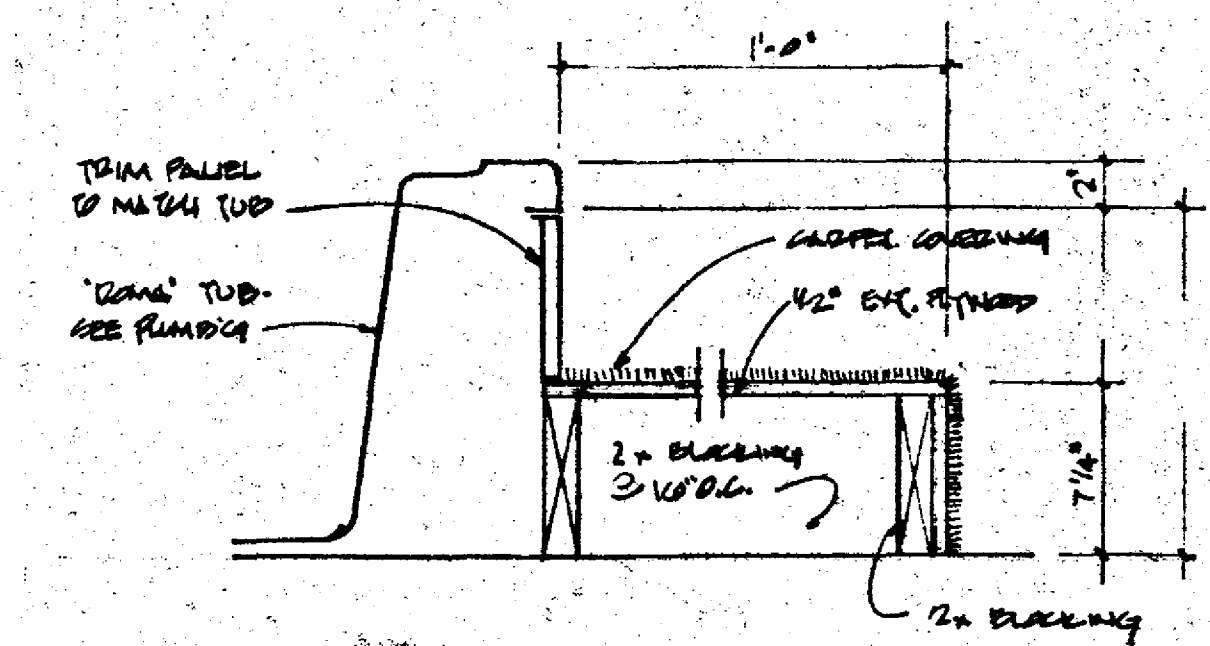
**KEEVA J. KEKST ASSOCIATES ARCHITECTS INC.**



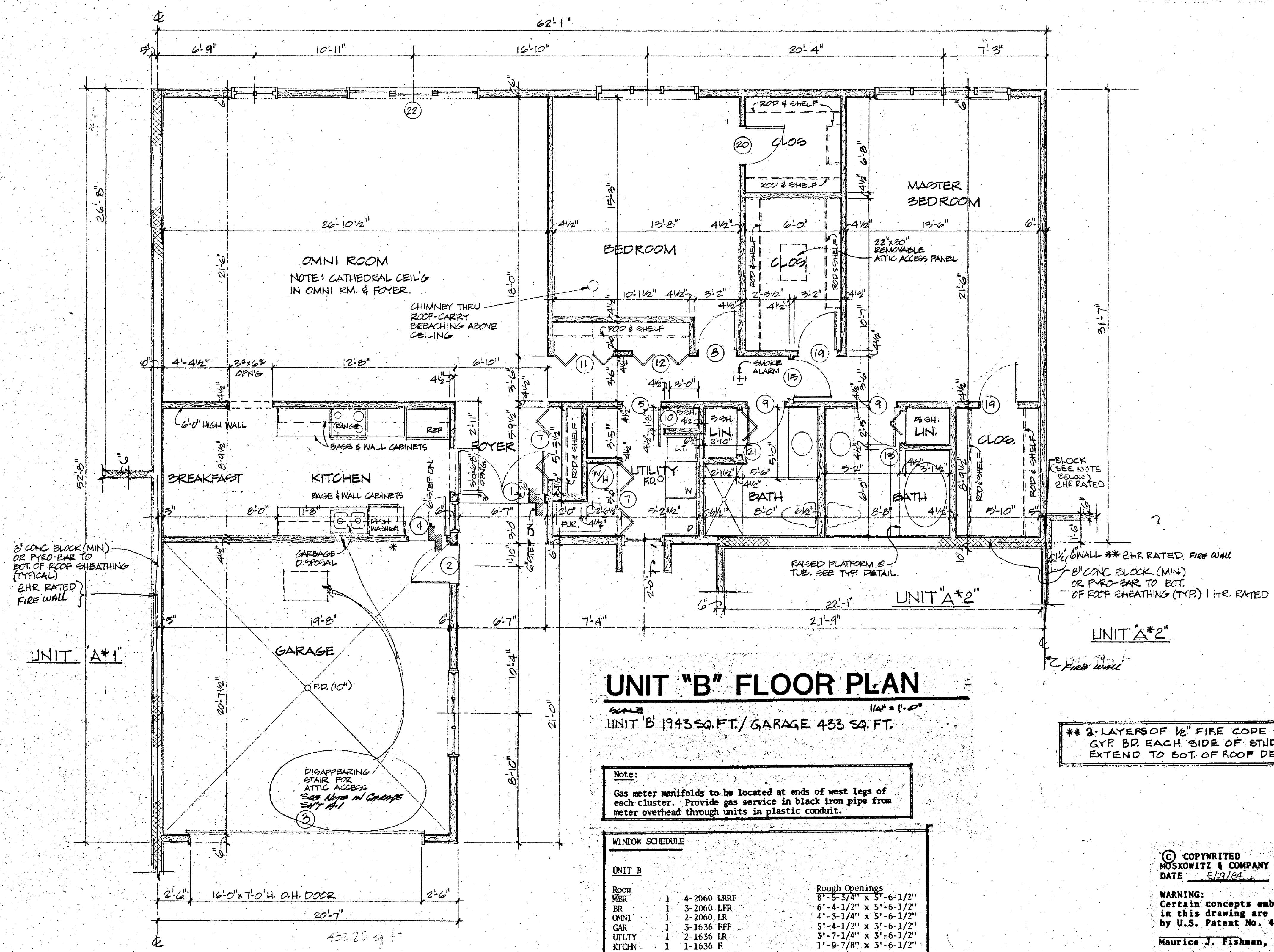
**UNIT "B"**  
 BUILDING NO. 4

DWN. BY  
 DATE: 5/29/84  
 JOB NO. 81072

**A-4**



**TYPICAL TUB RAISED PLATFORM DETAIL**  
 SCALE: 1/2" = 1'-0"



**UNIT "B" FLOOR PLAN**  
 UNIT B' 1943 SQ. FT./ GARAGE 433 SQ. FT.

**Note:**  
 Gas meter manifolds to be located at ends of west legs of each cluster. Provide gas service in black iron pipe from meter overhead through units in plastic conduit.

**WINDOW SCHEDULE**

UNIT B		Rough Openings	
Room			
MBR	1 4-2060 LRRF	8'-5-3/4" x 5'-6-1/2"	
BR	1 3-2060 LFR	6'-4-1/2" x 5'-6-1/2"	
OMNI	1 2-2060 LR	4'-3-1/4" x 5'-6-1/2"	
GAR	1 3-1636 FFF	5'-4-1/2" x 3'-6-1/2"	
UTLTY	1 2-1636 LR	3'-7-1/4" x 3'-6-1/2"	
KITCHN	1 1-1636 F	1'-9-7/8" x 3'-6-1/2"	

\* (IN GARAGE)  
 Drywall must extend one side of this wall to underside of roof sheathing.  
 Mechanical Contractor to provide for combustion air for heater portion of utility rooms.  
 All fans to exhaust directly to outside with solid connection. With raincap.

**CONSTRUCTION DRAWINGS**

Date: 5-29-84

- Note:**
1. Interior dimensions as shown on plans are correct but not to scale. Do not scale drawings.
  2. See Sheet A-1 for door schedule.

\*\* 2-LAYERS OF 1/2" FIRE CODE GYP. BD. EACH SIDE OF STDS. EXTEND TO BOT. OF ROOF DECK.

© COPYRIGHTED  
 MOSKOWITZ & COMPANY  
 DATE: 5/29/84  
 WARNING:  
 Certain concepts embodied in this drawing are covered by U.S. Patent No. 4,345,407  
 Maurice J. Fishman, Inventor

